BANK SUMSELBABEL

Fixed Income Daily Report

Thursday, 21 May 2026 09:03:32

Global Market

Indicator	price yesterday	TOD price	% chg.
USD/IDR Today	17605	17640	0,20%
SGD/IDR Spot	13830	13745	-0,62%
MYR/IDR Spot	4433	4432	-0,02%
SAR/IDR Spot	4700	4703	0,06%
US - Dow Jones Industrial Average	49364	50009	1,29%
Tokyo - Nikkei 225	59804	61771	3,18%
Hong Kong - Hang Seng Index	25651	25813	0,63%
Singapore - Srait Time Index STI	5045	5061	0,32%
Indonesia - IHSG	6319	6368	0,78%
WTI Crude Oil Future/ barrel	92,13	92,13	0,00%
Gold Spot $/Oz	4564,20	4565,22	0,02%
Ice Newcastle Coal/ metric ton	132,40	132,45	0,04%
Malaysia CPO Contract (MYR/Metric ton)	4380,00	4380,00	0,00%

Policy rates

Indicator	Date	Last	Prev.	Trend
BI-7 DS RR		5,25	5,00	↑
BI - Depfac	20/05/2026	4,25	3,75	↑
BI - LF		6,00	5,50	↑
US Fed's Current Range		3,75	4,00	↓
LPS IDR		3,50	3,75	↓
LPS USD	30/06/2025	2,00	2,25	↓
LPS BPR		6,00	6,25	↓

Indonesia Economic Data (in US$ Billion, or percentage)

Indicator	Date	Last	Prev.	Trend
GDP (Gross Domestic Bruto)	31/03/2026	5,61	5,39	↑
CPI (YoY)	30/04/2026	2,42	3,48	↓
CPI Core (YoY)	30/04/2026	2,44	-3,17	↑
CPI (MoM)	31/03/2026	0,13	0,41	↓
Trade Balance (USD Billion)	31/03/2026	$ 3.320	$ 1.273	↑
Export Growth	31/03/2026	$ -3,10	$ 1,01	↓
Import Growth	31/03/2026	$ 1,51	$ 10,85	↓
Foreign Reserves	30/04/2026	$ 146,20	$ 148,15	↓
Balance of Payment	31/12/2025	$ -2.542	$ 4.011	↓

Foreign currency (US$) and Money Market (Rp.)

Tenor	Sett. Date	BID	OFFER	Gap.
TOD	21/05/2026	17.600	17.610	10,00
TOM	22/05/2026	17.602	17.613	11,50
SPOT	26/05/2026	17.602	17.613	11,50
NDF 1Mo.	26/06/2026	17.676	17.685	9,00
D-NDF 3Mo.	26/08/2026	17.743	17.752	9,00
1 Wk.	02/06/2026	17.609	17.622	13,33
2 Wk.	09/06/2026	17.617	17.632	15,00
1 Mo.	26/06/2026	17.637	17.653	16,00
2 Mo.	27/07/2026	17.668	17.690	22,00
3 Mo.	26/08/2026	17.703	17.735	32,00
6 Mo.	27/11/2026	17.780	17.840	60,00
1 Yr.	26/05/2027	17.980	18.046	66,25

Money Market Rates (ACT/360)

RATE	O/N	1 Wk	2 Wk	1 Mo	2 Mo	3 Mo	6 Mo	9 Mo	1 Yr
INTERBANK (IDR)	5,15%	5,51%	5,51%	5,63%	#VALUE!	5,73%	no data	no data	no data
INTERBANK (USD)	3,63%	3,64%	3,66%	3,71%	3,79%	3,86%	3,98%	4,04%	4,21%
INDONIA	**5,15%**								

Indonesia Goverment Bond

Seri	Coupon	Bid	Offer	Bid Yield	Day(s) to Next Coupon	Last Week	Last Month	Day(s) to maturity	Trend
FR0064	6,125	98,93	99,24	6,708	174	99,67	99,72	711 Hari	↓
FR0090	5,125	98,67	98,91	6,670	143	99,14	99,03	321 Hari	↓
FR0091	6,375	97,40	97,88	6,917	143	98,71	98,20	2123 Hari	↓
FR0092	7,125	102,44	103,09	6,872	21	103,22	103,32	5785 Hari	↓
FR0093	6,375	96,45	97,28	6,834	51	97,72	97,17	4013 Hari	↓
FR0089	6,875	98,87	99,69	6,969	82	99,83	100,04	9087 Hari	↓
FR0095	6,375	99,43	99,94	6,649	82	100,21	100,27	802 Hari	↓
FR0096	7,000	100,34	100,92	6,933	82	101,62	101,43	2424 Hari	↓
FR0100	6,625	98,16	98,67	6,934	82	99,52	98,92	2784 Hari	↓
FR0101	6,875	100,55	101,03	6,659	143	101,29	101,27	1042 Hari	↓
FR0102	6,875	99,17	99,80	6,942	51	99,91	99,88	10137 Hari	↓
FR0103	6,750	98,66	99,10	6,948	51	100,10	99,34	3292 Hari	↓
FR0104	6,500	98,75	99,07	6,848	51	99,80	99,51	1491 Hari	↓
FR0105	6,875	99,48	99,95	6,913	51	100,05	100,36	13740 Hari	↓
FR0106	7,125	102,11	102,60	6,888	82	102,65	102,31	5125 Hari	↓
FR0107	7,125	102,54	103,01	6,883	82	103,24	103,56	6926 Hari	↓
FR0108	6,500	97,68	97,99	6,825	143	98,74	97,68	3564 Hari	↓
FR0098	7,125	101,76	102,35	6,907	21	102,72	102,36	4344 Hari	↓
FR0097	7,125	102,73	103,21	6,851	21	103,65	103,76	6145 Hari	↓
PBS012	8,875	112,26	112,89	6,201	174	112,76	112,43	1973 Hari	↓
PBS003	6,000	99,86	100,00	6,206	51	100,07	100,15	232 Hari	↓
PBS033	6,750	100,49	101,17	6,706	21	100,64	100,46	7586 Hari	↓
PBS037	6,875	101,87	102,64	6,611	113	102,39	102,40	3533 Hari	↓
PBS029	6,375	100,31	100,90	6,322	113	100,69	101,00	2812 Hari	↓
PBS034	6,500	99,80	100,56	6,522	21	99,57	99,58	4704 Hari	↑
PBS038	6,875	101,34	101,63	6,760	21	101,44	101,53	8487 Hari	↓
PBS004	6,100	95,52	96,84	6,689	82	96,55	97,03	3865 Hari	↓
PBS030	5,875	98,59	98,72	6,586	51	99,37	99,24	771 Hari	↓
PBS039	6,625	99,04	100,30	6,726	51	100,21	100,16	5454 Hari	↓
PBS032	4,875	99,82	99,83	6,004	51	99,90	96,94	50 Hari	↓

SBN Benchmark Yield Curve

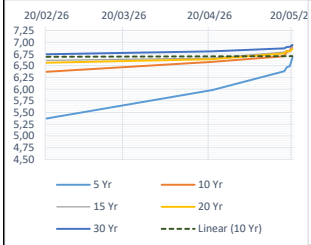

Indonesia Govt Bond Outs- Foreign ownerships

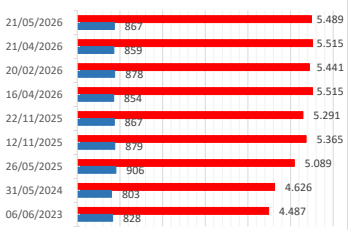

IHSG - Net Domestic & Net Foreign vol

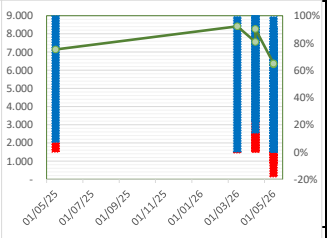

Tim Riset:

Ryan Eka Putra - Dealer FI - Ext.7952 - ryan.ekaputra@banksumselbabel.com

Disclaimer/ Pernyataan bebas tanggung jawab: Semua data dalam lembaran ini hanya dipergunakan sebagai informasi, Kinerja masa lalu bukan merupakan indikasi kinerja masa depan atau perkiraan performa atas suatu instrumen. Informasi yang dimuat dalam lembar ini diperoleh dari sumber yang dapat dipercaya, namun BPD Sumsel Babel tidak menjamin kelengkapan atau akurasi. Data, opini dan perkiraan yang diungkapkan dapat berubah tanpa pemberitahuan dan BPD Sumsel Babel tegas menolak setiap dan semua tanggung jawab atas pernyataan dan jaminan, tersurat maupun tersirat, yang tercantum di sini, atau yang tidak dicantumkan.