BANK SUMSELBABEL

Fixed Income Daily Report

Friday, 21 August 2026 09:00:27

Global Market

Indicator	price yesterday	TOD price	% chg.
USD/IDR Today	17833	17746	-0,49%
SGD/IDR Spot	13970	13962	-0,06%
MYR/IDR Spot	4391	4391	0,01%
SAR/IDR Spot	4730	4727	-0,06%
US - Dow Jones Industrial Average	53463	52759	-1,33%
Tokyo - Nikkei 225	66217	65804	-0,63%
Hong Kong - Hang Seng Index	25698	25843	0,56%
Singapore - Srait Time Index STI	5672	5677	0,10%
Indonesia - IHSG	6394	6502	1,65%
WTI Crude Oil Future/ barrel	84,91	84,91	0,00%
Gold Spot $/Oz	4529,21	4529,96	0,02%
Ice Newcastle Coal/ metric ton	129,75	130,50	0,57%
Malaysia CPO Contract (MYR/Metric ton)	4964,00	4964,00	0,00%

Policy rates

Indicator	Date	Last	Prev.	Trend
BI-7 DS RR		5,75	5,00	↑
BI - Depfac	19/08/2026	4,25	3,75	↑
BI - LF		6,00	5,50	↑
US Fed's Current Range		3,75	4,00	↓
LPS IDR		3,50	3,75	↓
LPS USD	30/06/2025	2,00	2,25	↓
LPS BPR		6,00	6,25	↓

Indonesia Economic Data (in US$ Billion, or percentage)

Indicator	Date	Last	Prev.	Trend
GDP (Gross Domestic Bruto)	30/06/2026	5,29	5,61	↓
CPI (YoY)	31/07/2026	2,88	3,34	↓
CPI Core (YoY)	31/07/2026	2,76	0	↑
CPI (MoM)	30/06/2026	-0,14	0,44	↓
Trade Balance (USD Billion)	30/06/2026	$ -450	$ -1.610	↑
Export Growth	30/06/2026	$ 8,63	$ -5,73	↑
Import Growth	30/06/2026	$ 34,27	$ 22,39	↑
Foreign Reserves	31/07/2026	$ 145,34	$ 145,59	↓
Balance of Payment	31/03/2026	$ -4.008	$ -2.478	↓

Foreign currency (US$) and Money Market (Rp.)

Tenor	Sett. Date	BID	OFFER	Gap.
TOD	21/08/2026	17.740	17.748	8,00
TOM	22/08/2026	17.745	17.753	8,30
SPOT	26/08/2026	17.745	17.753	8,30
NDF 1Mo.	28/09/2026	17.780	17.789	9,00
D-NDF 3Mo.	27/11/2026	17.859	17.867	8,00
1 Wk.	02/09/2026	17.750	17.761	11,00
2 Wk.	09/09/2026	17.763	17.774	11,00
1 Mo.	28/09/2026	17.784	17.794	10,00
2 Mo.	26/10/2026	17.823	17.837	14,00
3 Mo.	27/11/2026	17.860	17.878	18,00
6 Mo.	26/02/2027	17.970	17.988	18,00
1 Yr.	26/08/2027	18.180	18.193	13,21

Money Market Rates (ACT/360)

RATE	O/N	1 Wk	2 Wk	1 Mo	2 Mo	3 Mo	6 Mo	9 Mo	1 Yr
INTERBANK (IDR)	6,11%	6,56%	6,66%	6,89%	#VALUE!	7,20%	no data	no data	no data
INTERBANK (USD)	3,64%	3,65%	3,70%	3,73%	3,92%	4,02%	4,19%	4,28%	4,40%
INDONIA	**6,11%**								

Indonesia Goverment Bond

Seri	Coupon	Bid	Offer	Bid Yield	Day(s) to Next Coupon	Last Week	Last Month	Day(s) to maturity	Trend
FR0064	6,125	99,25	99,56	6,588	81	99,01	98,58	619 Hari	↑
FR0090	5,125	99,03	99,36	6,694	50	99,09	98,76	229 Hari	↓
FR0091	6,375	97,63	97,90	6,888	50	96,99	95,98	2031 Hari	↑
FR0092	7,125	99,84	100,14	7,141	111	98,89	98,51	5693 Hari	↑
FR0093	6,375	95,33	95,43	7,003	142	93,81	93,21	3922 Hari	↑
FR0089	6,875	95,33	95,41	7,283	173	94,81	94,68	8995 Hari	↑
FR0095	6,375	99,65	99,68	6,563	173	99,23	98,80	710 Hari	↑
FR0096	7,000	100,40	100,72	6,921	173	99,53	98,51	2333 Hari	↑
FR0100	6,625	97,65	98,15	7,034	173	97,12	96,28	2693 Hari	↑
FR0101	6,875	100,49	100,52	6,666	50	100,08	99,39	950 Hari	↑
FR0102	6,875	95,86	95,95	7,221	142	95,21	94,48	10045 Hari	↑
FR0103	6,750	98,30	98,79	7,009	142	97,66	96,36	3201 Hari	↑
FR0104	6,500	98,93	99,24	6,814	142	98,40	97,65	1400 Hari	↑
FR0105	6,875	95,84	95,91	7,196	142	95,34	94,22	13648 Hari	↑
FR0106	7,125	100,28	100,57	7,093	173	99,54	98,24	5033 Hari	↑
FR0107	7,125	100,27	100,47	7,098	173	99,49	98,28	6834 Hari	↑
FR0108	6,500	96,78	97,10	6,964	50	96,08	94,37	3472 Hari	↑
FR0109	5,875	96,21	96,46	6,857	20	95,97	94,54	1639 Hari	↑
FR0110	7,250	101,50	101,65	6,924	81	101,20	-	2060 Hari	↑
FR0098	7,125	100,26	100,53	7,090	111	99,31	98,12	4252 Hari	↑
FR0097	7,125	99,74	100,10	7,151	111	99,11	98,20	6053 Hari	↑
PBS012	8,875	109,57	109,60	6,677	81	109,52	109,63	1881 Hari	↑
PBS003	6,000	99,72	99,74	6,779	142	99,71	99,58	140 Hari	↑
PBS033	6,750	97,92	97,97	6,940	111	98,03	98,21	7494 Hari	↓
PBS037	6,875	99,12	99,15	6,997	20	99,13	99,10	3441 Hari	↓
PBS029	6,375	95,17	95,20	7,215	20	95,18	94,69	2720 Hari	↓
PBS034	6,500	94,36	94,39	7,180	111	94,20	93,67	4612 Hari	↑
PBS038	6,875	96,60	96,76	7,177	111	95,96	95,65	8395 Hari	↑
PBS004	6,100	94,56	94,60	6,836	173	94,58	94,62	3774 Hari	↓
PBS030	5,875	98,52	98,75	6,697	142	98,28	97,91	680 Hari	↑
PBS039	6,625	97,77	97,84	6,866	142	98,03	98,06	5363 Hari	↓

SBN Benchmark Yield Curve

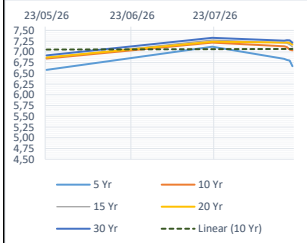

Indonesia Govt Bond Outs- Foreign ownerships

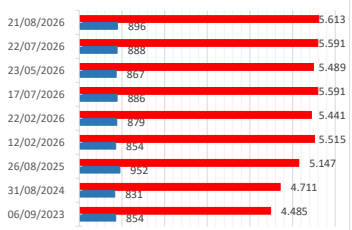

IHSG - Net Domestic & Net Foreign vol

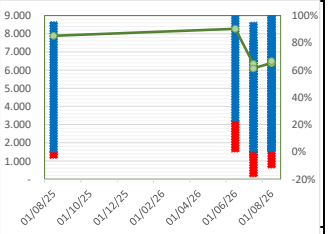

Tim Riset:

Ryan Eka Putra - Dealer FI - Ext.7952 - ryan.ekaputra@banksumselbabel.com

Disclaimer/ Pernyataan bebas tanggung Jawab: Semua data dalam lembaran ini hanya dipergunakan sebagai informasi, Kinerja masa lalu bukan merupakan indikasi kinerja masa depan atau perkiraan performa atas suatu instrumen. Informasi yang dimuat dalam lembar ini diperoleh dari sumber yang dapat dipercaya, namun BPD Sumsel Babel tidak menjamin kelengkapan atau akurasi. Data, opini dan perkiraan yang diungkapkan dapat berubah tanpa pemberitahuan dan BPD Sumsel Babel tegas menolak setiap dan semua tanggung jawab atas pernyataan dan jaminan, tersurat maupun tersirat, yang tercantum di sini, atau yang tidak dicantumkan.