BANK SUMSELBABEL

Fixed Income Daily Report

Thursday, 10 September 2026 09:00:19

Global Market

Indicator	price yesterday	TOD price	% chg.
USD/IDR Today	17513	17512	-0,01%
SGD/IDR Spot	13926	13853	-0,53%
MYR/IDR Spot	4345	4294	-1,19%
SAR/IDR Spot	4662	4664	0,04%
US - Dow Jones Industrial Average	52786	52381	-0,77%
Tokyo - Nikkei 225	65143	64422	-1,12%
Hong Kong - Hang Seng Index	25275	24934	-1,37%
Singapore - Srait Time Index STI	5730	5687	-0,76%
Indonesia - IHSG	6678	6695	0,24%
WTI Crude Oil Future/ barrel	87,83	87,83	0,00%
Gold Spot $/Oz	4411,64	4412,45	0,02%
Ice Newcastle Coal/ metric ton	147,60	147,35	-0,17%
Malaysia CPO Contract (MYR/Metric ton)	5070,00	5070,00	0,00%

Policy rates

Indicator	Date	Last	Prev.	Trend
BI-7 DS RR		5,75	5,00	↑
BI - Depfac	19/08/2026	4,25	3,75	↑
BI - LF		6,00	5,50	↑
US Fed's Current Range		3,75	4,00	↓
LPS IDR		3,50	3,75	↓
LPS USD	30/06/2025	2,00	2,25	↓
LPS BPR		6,00	6,25	↓

Indonesia Economic Data (in US$ Billion, or percentage)

Indicator	Date	Last	Prev.	Trend
GDP (Gross Domestic Bruto)	30/06/2026	5,29	5,61	↓
CPI (YoY)	31/08/2026	3,19	2,88	↑
CPI Core (YoY)	31/08/2026	2,92	5,8	↓
CPI (MoM)	31/07/2026	0,21	-0,14	↑
Trade Balance (USD Billion)	31/07/2026	$ 130	$ -451	↑
Export Growth	31/07/2026	$ 6,05	$ 8,84	↓
Import Growth	31/07/2026	$ 27,02	$ 34,27	↓
Foreign Reserves	31/08/2026	$ 146,51	$ 145,34	↑
Balance of Payment	30/06/2026	$ -12.487	$ -3.576	↓

Foreign currency (US$) and Money Market (Rp.)

Tenor	Sett. Date	BID	OFFER	Gap.
TOD	10/09/2026	17.545	17.550	5,00
TOM	11/09/2026	17.549	17.555	6,10
SPOT	14/09/2026	17.549	17.555	6,10
NDF 1Mo.	14/10/2026	17.534	17.546	12,00
D-NDF 3Mo.	14/12/2026	17.607	17.622	15,00
1 Wk.	21/09/2026	17.554	17.562	8,49
2 Wk.	28/09/2026	17.564	17.574	10,00
1 Mo.	14/10/2026	17.585	17.596	11,00
2 Mo.	16/11/2026	17.622	17.638	16,00
3 Mo.	14/12/2026	17.650	17.676	26,00
6 Mo.	15/03/2027	17.760	17.795	35,00
1 Yr.	14/09/2027	17.939	17.988	48,73

Money Market Rates (ACT/360)

RATE	O/N	1 Wk	2 Wk	1 Mo	2 Mo	3 Mo	6 Mo	9 Mo	1 Yr
INTERBANK (IDR)	5,94%	6,43%	6,53%	6,71%	#VALUE!	6,80%	no data	no data	no data
INTERBANK (USD)	3,63%	3,71%	3,71%	3,85%	3,98%	4,06%	4,30%	4,43%	4,57%
INDONIA	**5,94%**								

Indonesia Goverment Bond

Seri	Coupon	Bid	Offer	Bid Yield	Day(s) to Next Coupon	Last Week	Last Month	Day(s) to maturity	Trend
FR0064	6,125	99,06	99,19	6,722	62	99,10	99,27	601 Hari	↓
FR0090	5,125	99,07	99,29	6,764	31	99,15	99,18	210 Hari	↓
FR0091	6,375	97,28	97,62	6,971	31	97,21	97,72	2012 Hari	↑
FR0092	7,125	99,81	100,27	7,144	92	100,03	100,48	5674 Hari	↓
FR0093	6,375	94,71	95,29	7,081	123	95,00	95,37	3903 Hari	↓
FR0089	6,875	96,42	96,90	7,185	154	96,66	96,69	8976 Hari	↓
FR0095	6,375	99,35	99,55	6,738	154	99,40	99,59	691 Hari	↓
FR0096	7,000	99,89	99,94	7,019	154	99,83	100,42	2314 Hari	↑
FR0100	6,625	97,52	97,70	7,059	154	97,39	98,16	2674 Hari	↑
FR0101	6,875	100,17	100,29	6,799	31	100,30	100,62	931 Hari	↓
FR0102	6,875	96,22	96,70	7,190	123	96,20	96,37	10027 Hari	↑
FR0103	6,750	97,83	98,09	7,084	123	97,82	98,61	3182 Hari	↑
FR0104	6,500	98,65	98,90	6,903	123	98,69	98,91	1381 Hari	↓
FR0105	6,875	96,41	96,47	7,150	123	96,18	96,16	13630 Hari	↑
FR0106	7,125	100,01	100,16	7,123	154	99,60	100,43	5014 Hari	↑
FR0107	7,125	100,02	100,20	7,122	154	99,81	100,31	6815 Hari	↑
FR0108	6,500	95,94	96,01	7,090	31	95,88	96,66	3453 Hari	↑
FR0109	5,875	95,96	96,15	6,936	1	96,04	96,29	1620 Hari	↓
FR0110	7,250	101,44	101,70	6,935	62	101,32	-	2042 Hari	↑
FR0098	7,125	100,31	100,48	7,084	92	100,30	100,59	4233 Hari	↑
FR0097	7,125	100,13	100,41	7,110	92	100,22	100,52	6034 Hari	↓
PBS012	8,875	109,68	109,71	6,628	62	109,70	109,56	1862 Hari	↓
PBS003	6,000	99,76	99,77	6,665	123	99,75	99,77	121 Hari	↑
PBS033	6,750	98,68	98,71	6,869	92	98,49	97,94	7475 Hari	↑
PBS037	6,875	99,01	99,04	7,020	1	99,10	99,21	3422 Hari	↓
PBS029	6,375	96,31	96,34	7,017	1	96,39	96,40	2701 Hari	↓
PBS034	6,500	94,92	95,23	7,111	92	95,08	95,16	4593 Hari	↓
PBS038	6,875	96,85	97,11	7,154	92	97,07	97,41	8377 Hari	↓
PBS004	6,100	94,48	94,52	6,849	154	94,53	94,60	3755 Hari	↓
PBS030	5,875	98,57	98,58	6,713	123	98,58	98,77	661 Hari	↓
PBS039	6,625	97,29	97,34	6,918	123	97,31	97,81	5344 Hari	↓

SBN Benchmark Yield Curve

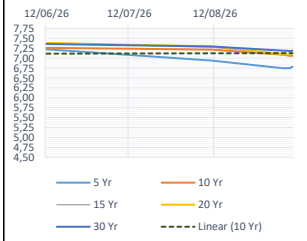

Indonesia Govt Bond Outs- Foreign ownerships

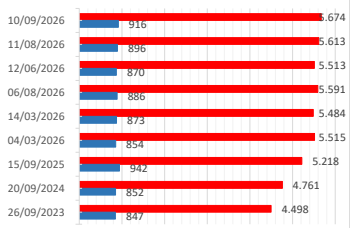

IHSG - Net Domestic & Net Foreign vol

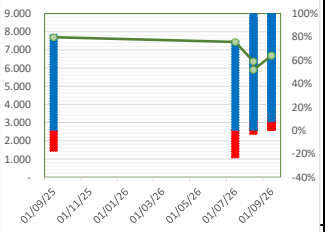

Tim Riset:

Ryan Eka Putra - Dealer FI - Ext.7952 - ryan.ekaputra@banksumselbabel.com

Disclaimer/ Pernyataan bebas tanggung Jawab: Semua data dalam lembaran ini hanya dipergunakan sebagai informasi, Kinerja masa lalu bukan merupakan indikasi kinerja masa depan atau perkiraan performa atas suatu instrumen. Informasi yang dimuat dalam lembar ini diperoleh dari sumber yang dapat dipercaya, namun BPD Sumsel Babel tidak menjamin kelengkapan atau akurasi. Data, opini dan perkiraan yang diungkapkan dapat berubah tanpa pemberitahuan dan BPD Sumsel Babel tegas menolak setiap dan semua tanggung jawab atas pernyataan dan jaminan, tersurat maupun tersirat, yang tercantum di sini, atau yang tidak dicantumkan.