BANK SUMSELBABEL

Fixed Income Daily Report

Monday, 14 September 2026 09:01:33

Global Market

Indicator	price yesterday	TOD price	% chg.
USD/IDR Today	17539	17600	0,35%
SGD/IDR Spot	13871	13884	0,09%
MYR/IDR Spot	4317	4326	0,21%
SAR/IDR Spot	4689	4690	0,02%
US - Dow Jones Industrial Average	52064	52573	0,97%
Tokyo - Nikkei 225	64011	63061	-1,51%
Hong Kong - Hang Seng Index	24806	24749	-0,23%
Singapore - Srait Time Index STI	5696	5707	0,19%
Indonesia - IHSG	6589	6541	-0,73%
WTI Crude Oil Future/ barrel	87,83	87,83	0,00%
Gold Spot $/Oz	4352,72	4353,52	0,02%
Ice Newcastle Coal/ metric ton	148,00	146,75	-0,85%
Malaysia CPO Contract (MYR/Metric ton)	5014,00	5014,00	0,00%

Policy rates

Indicator	Date	Last	Prev.	Trend
BI-7 DS RR		5,75	5,00	↑
BI - Depfac	19/08/2026	4,25	3,75	↑
BI - LF		6,00	5,50	↑
US Fed's Current Range		3,75	4,00	↓
LPS IDR		3,50	3,75	↓
LPS USD	30/06/2025	2,00	2,25	↓
LPS BPR		6,00	6,25	↓

Indonesia Economic Data (in US$ Billion, or percentage)

Indicator	Date	Last	Prev.	Trend
GDP (Gross Domestic Bruto)	30/06/2026	5,29	5,61	↓
CPI (YoY)	31/08/2026	3,19	2,88	↑
CPI Core (YoY)	31/08/2026	2,92	5,8	↓
CPI (MoM)	31/07/2026	0,21	-0,14	↑
Trade Balance (USD Billion)	31/07/2026	$ 130	$ -451	↑
Export Growth	31/07/2026	$ 6,05	$ 8,84	↓
Import Growth	31/07/2026	$ 27,02	$ 34,27	↓
Foreign Reserves	31/08/2026	$ 146,51	$ 145,34	↑
Balance of Payment	30/06/2026	$ -12.487	$ -3.576	↓

Foreign currency (US$) and Money Market (Rp.)

Tenor	Sett. Date	BID	OFFER	Gap.
TOD	14/09/2026	17.600	17.608	8,00
TOM	15/09/2026	17.601	17.610	9,00
SPOT	16/09/2026	17.601	17.610	9,00
NDF 1Mo.	16/10/2026	17.617	17.634	17,00
D-NDF 3Mo.	16/12/2026	17.692	17.708	16,00
1 Wk.	23/09/2026	17.607	17.621	14,42
2 Wk.	30/09/2026	17.617	17.631	13,28
1 Mo.	16/10/2026	17.638	17.651	13,00
2 Mo.	16/11/2026	17.677	17.695	18,00
3 Mo.	16/12/2026	17.710	17.738	28,00
6 Mo.	16/03/2027	17.800	17.838	38,00
1 Yr.	16/09/2027	17.975	18.033	58,00

Money Market Rates (ACT/360)

RATE	O/N	1 Wk	2 Wk	1 Mo	2 Mo	3 Mo	6 Mo	9 Mo	1 Yr
INTERBANK (IDR)	6,05%	6,38%	6,48%	6,65%	#VALUE!	6,83%	no data	no data	no data
INTERBANK (USD)	3,64%	3,73%	3,80%	3,94%	4,07%	4,17%	4,42%	4,59%	4,74%
INDONIA	**6,05%**								

Indonesia Goverment Bond

Seri	Coupon	Bid	Offer	Bid Yield	Day(s) to Next Coupon	Last Week	Last Month	Day(s) to maturity	Trend
FR0064	6,125	98,91	99,08	6,825	60	98,98	99,27	599 Hari	↓
FR0090	5,125	99,04	99,13	6,833	29	99,09	99,18	208 Hari	↓
FR0091	6,375	97,10	97,52	7,012	29	97,32	97,72	2010 Hari	↓
FR0092	7,125	99,65	99,71	7,161	90	99,72	100,48	5672 Hari	↓
FR0093	6,375	94,56	95,09	7,103	121	94,82	95,37	3901 Hari	↓
FR0089	6,875	96,27	96,84	7,199	152	96,52	96,69	8974 Hari	↓
FR0095	6,375	99,22	99,48	6,814	152	99,34	99,59	689 Hari	↓
FR0096	7,000	99,50	99,85	7,097	152	99,64	100,42	2312 Hari	↓
FR0100	6,625	97,34	97,78	7,091	152	97,58	98,16	2672 Hari	↓
FR0101	6,875	100,07	100,26	6,843	29	100,17	100,62	929 Hari	↓
FR0102	6,875	95,97	96,47	7,211	121	96,30	96,37	10025 Hari	↓
FR0103	6,750	97,40	97,60	7,151	121	97,55	98,61	3180 Hari	↓
FR0104	6,500	98,38	98,54	6,987	121	98,46	98,91	1379 Hari	↓
FR0105	6,875	96,43	96,49	7,149	121	96,46	96,16	13628 Hari	↓
FR0106	7,125	99,28	99,41	7,207	152	99,37	100,43	5012 Hari	↓
FR0107	7,125	99,37	99,58	7,186	152	99,48	100,31	6813 Hari	↓
FR0108	6,500	95,38	95,60	7,174	29	95,53	96,66	3451 Hari	↓
FR0109	5,875	95,70	95,85	7,007	180	95,81	96,29	1619 Hari	↓
FR0110	7,250	101,09	101,31	7,011	60	101,26	-	2040 Hari	↓
FR0098	7,125	99,74	99,98	7,157	90	100,21	100,59	4231 Hari	↓
FR0097	7,125	99,85	100,32	7,139	90	100,07	100,52	6032 Hari	↓
PBS012	8,875	109,68	109,71	6,626	60	109,70	109,56	1860 Hari	↓
PBS003	6,000	99,76	99,77	6,675	121	99,77	99,77	119 Hari	↓
PBS033	6,750	98,68	98,72	6,869	90	98,70	97,94	7473 Hari	↓
PBS037	6,875	99,01	99,05	7,020	180	99,03	99,21	3420 Hari	↓
PBS029	6,375	96,27	96,30	7,023	180	96,32	96,40	2700 Hari	↓
PBS034	6,500	94,79	95,17	7,128	90	94,99	95,16	4591 Hari	↓
PBS038	6,875	96,97	97,08	7,143	90	97,03	97,41	8375 Hari	↓
PBS004	6,100	94,48	94,51	6,849	152	94,50	94,60	3753 Hari	↓
PBS030	5,875	98,54	98,56	6,732	121	98,55	98,77	659 Hari	↓
PBS039	6,625	97,29	97,34	6,919	121	97,31	97,81	5342 Hari	↓

SBN Benchmark Yield Curve

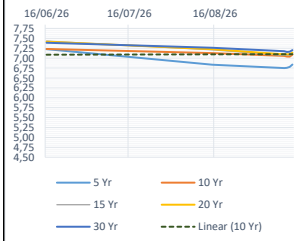

Indonesia Govt Bond Outs- Foreign ownerships

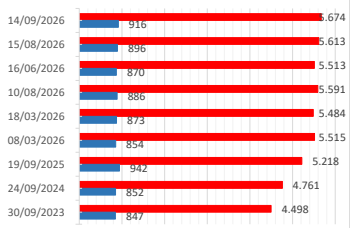

IHSG - Net Domestic & Net Foreign vol

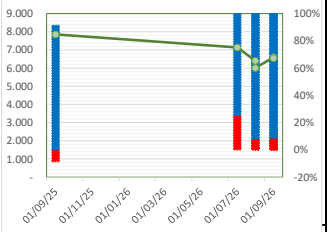

Tim Riset:

Ryan Eka Putra - Dealer FI - Ext.7952 - ryan.ekaputra@banksumselbabel.com

Disclaimer/ Pernyataan bebas tanggung Jawab: Semua data dalam lembaran ini hanya dipergunakan sebagai informasi, Kinerja masa lalu bukan merupakan indikasi kinerja masa depan atau perkiraan performa atas suatu instrumen. Informasi yang dimuat dalam lembar ini diperoleh dari sumber yang dapat dipercaya, namun BPD Sumsel Babel tidak menjamin kelengkapan atau akurasi. Data, opini dan perkiraan yang diungkapkan dapat berubah tanpa pemberitahuan dan BPD Sumsel Babel tegas menolak setiap dan semua tanggung jawab atas pernyataan dan jaminan, tersurat maupun tersirat, yang tercantum di sini, atau yang tidak dicantumkan.