BANK SUMSELBABEL

Fixed Income Daily Report

Wednesday, 16 September 2026 09:01:15

Global Market

Indicator	price yesterday	TOD price	% chg.
USD/IDR Today	17691	17718	0,15%
SGD/IDR Spot	13890	13909	0,14%
MYR/IDR Spot	4329	4335	0,14%
SAR/IDR Spot	4711	4711	0,00%
US - Dow Jones Industrial Average	52421	52093	-0,63%
Tokyo - Nikkei 225	63484	63366	-0,19%
Hong Kong - Hang Seng Index	24667	24599	-0,28%
Singapore - Srait Time Index STI	5639	5659	0,36%
Indonesia - IHSG	6461	6448	-0,20%
WTI Crude Oil Future/ barrel	87,83	87,83	0,00%
Gold Spot $/Oz	4283,89	4284,53	0,01%
Ice Newcastle Coal/ metric ton	146,85	144,60	-1,56%
Malaysia CPO Contract (MYR/Metric ton)	4997,00	4997,00	0,00%

Policy rates

Indicator	Date	Last	Prev.	Trend
BI-7 DS RR		5,75	5,00	↑
BI - Depfac	19/08/2026	4,25	3,75	↑
BI - LF		6,00	5,50	↑
US Fed's Current Range		3,75	4,00	↓
LPS IDR		3,50	3,75	↓
LPS USD	30/06/2025	2,00	2,25	↓
LPS BPR		6,00	6,25	↓

Indonesia Economic Data (in US$ Billion, or percentage)

Indicator	Date	Last	Prev.	Trend
GDP (Gross Domestic Bruto)	30/06/2026	5,29	5,61	↓
CPI (YoY)	31/08/2026	3,19	2,88	↑
CPI Core (YoY)	31/08/2026	2,92	5,8	↓
CPI (MoM)	31/07/2026	0,21	-0,14	↑
Trade Balance (USD Billion)	31/07/2026	$ 122	$ -451	↑
Export Growth	31/07/2026	$ 6,05	$ 8,84	↓
Import Growth	31/07/2026	$ 27,02	$ 34,27	↓
Foreign Reserves	31/08/2026	$ 146,51	$ 145,34	↑
Balance of Payment	30/06/2026	$ -12.487	$ -3.576	↓

Foreign currency (US$) and Money Market (Rp.)

Tenor	Sett. Date	BID	OFFER	Gap.
TOD	16/09/2026	17.685	17.695	10,00
TOM	17/09/2026	17.686	17.697	10,75
SPOT	18/09/2026	17.686	17.697	10,75
NDF 1Mo.	19/10/2026	17.731	17.760	29,00
D-NDF 3Mo.	18/12/2026	17.806	17.834	28,00
1 Wk.	25/09/2026	17.694	17.706	12,82
2 Wk.	02/10/2026	17.702	17.717	15,00
1 Mo.	19/10/2026	17.721	17.735	14,00
2 Mo.	18/11/2026	17.752	17.772	19,83
3 Mo.	18/12/2026	17.780	17.800	20,00
6 Mo.	18/03/2027	17.867	17.893	25,45
1 Yr.	20/09/2027	18.015	18.055	40,01

Money Market Rates (ACT/360)

RATE	O/N	1 Wk	2 Wk	1 Mo	2 Mo	3 Mo	6 Mo	9 Mo	1 Yr
INTERBANK (IDR)	5,69%	6,41%	6,48%	6,65%	#VALUE!	6,78%	no data	no data	no data
INTERBANK (USD)	3,63%	3,86%	3,93%	3,97%	4,10%	4,20%	4,45%	4,62%	4,82%
INDONIA	**5,69%**								

Indonesia Goverment Bond

Seri	Coupon	Bid	Offer	Bid Yield	Day(s) to Next Coupon	Last Week	Last Month	Day(s) to maturity	Trend
FR0064	6,125	98,99	99,24	6,772	58	98,98	99,27	597 Hari	↑
FR0090	5,125	99,07	99,29	6,796	27	99,09	99,18	206 Hari	↓
FR0091	6,375	96,95	97,21	7,045	27	97,32	97,72	2008 Hari	↓
FR0092	7,125	99,57	99,97	7,170	88	99,72	100,48	5670 Hari	↓
FR0093	6,375	94,35	94,84	7,132	119	94,82	95,37	3899 Hari	↓
FR0089	6,875	96,00	96,59	7,222	150	96,52	96,69	8972 Hari	↓
FR0095	6,375	99,27	99,57	6,787	150	99,34	99,59	687 Hari	↓
FR0096	7,000	99,47	99,77	7,103	150	99,64	100,42	2310 Hari	↓
FR0100	6,625	97,18	97,54	7,120	150	97,58	98,16	2670 Hari	↓
FR0101	6,875	100,08	100,43	6,837	27	100,17	100,62	927 Hari	↓
FR0102	6,875	95,92	96,42	7,216	119	96,30	96,37	10023 Hari	↓
FR0103	6,750	97,28	97,44	7,169	119	97,55	98,61	3178 Hari	↓
FR0104	6,500	98,43	98,59	6,972	119	98,46	98,91	1377 Hari	↓
FR0105	6,875	96,26	96,33	7,162	119	96,46	96,16	13626 Hari	↓
FR0106	7,125	99,12	99,40	7,226	150	99,37	100,43	5010 Hari	↓
FR0107	7,125	98,90	99,13	7,232	150	99,48	100,31	6811 Hari	↓
FR0108	6,500	95,30	95,53	7,187	27	95,53	96,66	3449 Hari	↓
FR0109	5,875	95,48	95,78	7,068	178	95,81	96,29	1617 Hari	↓
FR0110	7,250	100,94	100,98	7,043	58	101,26	-	2038 Hari	↓
FR0098	7,125	99,54	99,75	7,183	88	100,21	100,59	4229 Hari	↓
FR0097	7,125	99,70	99,91	7,155	88	100,07	100,52	6030 Hari	↓
PBS012	8,875	109,68	109,71	6,617	58	109,70	109,56	1858 Hari	↓
PBS003	6,000	99,77	99,78	6,655	119	99,77	99,77	117 Hari	↑
PBS033	6,750	98,68	98,71	6,869	88	98,70	97,94	7471 Hari	↓
PBS037	6,875	99,01	99,04	7,020	178	99,03	99,21	3419 Hari	↓
PBS029	6,375	96,31	96,34	7,017	178	96,32	96,40	2698 Hari	↓
PBS034	6,500	94,83	95,10	7,122	88	94,99	95,16	4589 Hari	↓
PBS038	6,875	96,93	97,06	7,146	88	97,03	97,41	8373 Hari	↓
PBS004	6,100	94,48	94,51	6,849	150	94,50	94,60	3751 Hari	↓
PBS030	5,875	98,48	98,51	6,767	119	98,55	98,77	657 Hari	↓
PBS039	6,625	97,29	97,33	6,918	119	97,31	97,81	5340 Hari	↓

SBN Benchmark Yield Curve

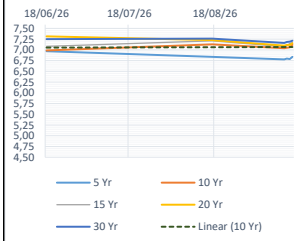

Indonesia Govt Bond Outs- Foreign ownerships

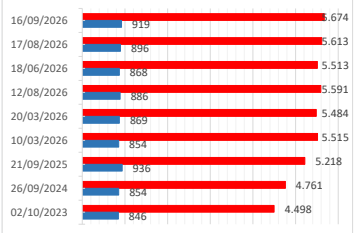

IHSG - Net Domestic & Net Foreign vol

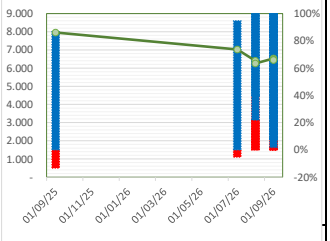

Tim Riset:

Ryan Eka Putra - Dealer FI - Ext.7952 - ryan.ekaputra@banksumselbabel.com

Disclaimer/ Pernyataan bebas tanggung Jawab: Semua data dalam lembaran ini hanya dipergunakan sebagai informasi, Kinerja masa lalu bukan merupakan indikasi kinerja masa depan atau perkiraan performa atas suatu instrumen. Informasi yang dimuat dalam lembar ini diperoleh dari sumber yang dapat dipercaya, namun BPD Sumsel Babel tidak menjamin kelengkapan atau akurasi. Data, opini dan perkiraan yang diungkapkan dapat berubah tanpa pemberitahuan dan BPD Sumsel Babel tegas menolak setiap dan semua tanggung jawab atas pernyataan dan jaminan, tersurat maupun tersirat, yang tercantum di sini, atau yang tidak dicantumkan.