BANK SUMSELBABEL

Fixed Income Daily Report

Monday, 19 October 2026 09:01:09

Global Market

Indicator	price yesterday	TOD price	% chg.
USD/IDR Today	17938	18065	0,70%
SGD/IDR Spot	13988	14072	0,60%
MYR/IDR Spot	4397	4413	0,35%
SAR/IDR Spot	4804	4804	0,00%
US - Dow Jones Industrial Average	52178	52002	-0,34%
Tokyo - Nikkei 225	65324	64595	-1,13%
Hong Kong - Hang Seng Index	24063	24187	0,51%
Singapore - Srait Time Index STI	5416	5403	-0,23%
Indonesia - IHSG	5185	4967	-4,39%
WTI Crude Oil Future/ barrel	94,59	94,59	0,00%
Gold Spot $/Oz	4174,63	4175,38	0,02%
Ice Newcastle Coal/ metric ton	149,65	150,40	0,50%
Malaysia CPO Contract (MYR/Metric ton)	4934,00	4934,00	0,00%

Policy rates

Indicator	Date	Last	Prev.	Trend
BI-7 DS RR		5,75	5,00	↑
BI - Depfac	23/09/2026	4,25	3,75	↑
BI - LF		6,00	5,50	↑
US Fed's Current Range		4,00	4,00	→
LPS IDR		3,50	3,75	↓
LPS USD	30/06/2025	2,00	2,25	↓
LPS BPR		6,00	6,25	↓

Foreign currency (US$) and Money Market (Rp.)

Tenor	Sett. Date	BID	OFFER	Gap.
TOD	19/10/2026	18.015	18.020	5,00
TOM	20/10/2026	18.016	18.021	5,75
SPOT	21/10/2026	18.016	18.021	5,75
NDF 1Mo.	23/11/2026	18.060	18.070	10,00
D-NDF 3Mo.	21/01/2027	18.131	18.141	10,00
1 Wk.	28/10/2026	18.021	18.030	8,62
2 Wk.	04/11/2026	18.027	18.037	10,00
1 Mo.	23/11/2026	18.047	18.057	10,50
2 Mo.	21/12/2026	18.080	18.101	20,83
3 Mo.	21/01/2027	18.105	18.130	25,00
6 Mo.	21/04/2027	18.180	18.225	45,00
1 Yr.	21/10/2027	18.285	18.362	77,03

Indonesia Economic Data (in US$ Billion, or percentage)

Indicator	Date	Last	Prev.	Trend
GDP (Gross Domestic Bruto)	30/06/2026	5,29	5,61	↓
CPI (YoY)	30/09/2026	3,28	3,19	↑
CPI Core (YoY)	30/09/2026	2,84	-2,74	↑
CPI (MoM)	31/08/2026	0,30	0,21	↑
Trade Balance (USD Billion)	31/08/2026	$ 3.552	$ 122	↑
Export Growth	31/08/2026	$ 6,72	$ 6,05	↑
Import Growth	31/08/2026	$ 19,09	$ 27,02	↓
Foreign Reserves	30/09/2026	$ 146,32	$ 146,51	↓
Balance of Payment	30/06/2026	$ -12.487	$ -3.576	↓

Money Market Rates (ACT/360)

RATE	O/N	1 Wk	2 Wk	1 Mo	2 Mo	3 Mo	6 Mo	9 Mo	1 Yr
INTERBANK (IDR)	4,99%	6,08%	6,18%	6,45%	#VALUE!	6,65%	no data	no data	no data
INTERBANK (USD)	3,89%	3,92%	3,93%	4,00%	4,17%	4,33%	4,54%	4,71%	4,90%
INDONIA	**4,99%**								

Indonesia Goverment Bond

Seri	Coupon	Bid	Offer	Bid Yield	Day(s) to Next Coupon	Last Week	Last Month	Day(s) to maturity	Trend
FR0064	6,125	99,05	99,20	6,779	25	99,21	99,12	564 Hari	↓
FR0090	5,125	99,23	99,34	6,755	176	99,30	99,25	174 Hari	↓
FR0091	6,375	95,96	96,26	7,281	176	96,49	97,14	1976 Hari	↓
FR0092	7,125	97,15	97,57	7,436	55	97,81	99,24	5638 Hari	↓
FR0093	6,375	92,43	93,06	7,409	86	93,07	94,40	3866 Hari	↓
FR0089	6,875	94,73	95,35	7,338	117	95,19	95,77	8940 Hari	↓
FR0095	6,375	99,31	99,54	6,762	117	99,43	99,42	655 Hari	↓
FR0096	7,000	98,31	98,53	7,337	117	98,60	99,64	2277 Hari	↓
FR0100	6,625	95,91	96,08	7,356	117	96,03	97,28	2637 Hari	↓
FR0101	6,875	99,77	100,05	6,987	176	100,02	100,11	895 Hari	↓
FR0102	6,875	92,81	93,09	7,493	86	93,39	95,44	9990 Hari	↓
FR0103	6,750	95,62	95,80	7,439	86	95,78	97,59	3145 Hari	↓
FR0104	6,500	97,94	98,14	7,132	86	98,15	98,55	1344 Hari	↓
FR0105	6,875	94,21	94,29	7,328	86	94,28	95,64	13593 Hari	↓
FR0106	7,125	97,39	97,69	7,428	117	97,58	99,35	4978 Hari	↓
FR0107	7,125	97,04	97,23	7,417	117	98,21	99,01	6779 Hari	↓
FR0108	6,500	93,50	93,80	7,468	176	93,80	95,72	3417 Hari	↓
FR0109	5,875	94,83	94,84	7,266	145	94,87	95,87	1584 Hari	↓
FR0110	7,250	99,77	99,98	7,301	25	99,91	-	2005 Hari	↓
FR0098	7,125	97,73	98,13	7,419	55	98,00	99,72	4197 Hari	↓
FR0097	7,125	97,33	97,54	7,406	55	97,86	99,42	5998 Hari	↓
PBS012	8,875	108,05	108,11	6,961	25	107,99	108,09	1826 Hari	↑
PBS003	6,000	99,93	99,95	6,225	86	99,94	99,83	85 Hari	↓
PBS033	6,750	98,19	98,23	6,915	55	98,13	98,23	7439 Hari	↑
PBS037	6,875	98,20	98,28	7,139	145	98,24	98,39	3386 Hari	↓
PBS029	6,375	95,71	95,77	7,129	145	95,70	96,31	2665 Hari	↑
PBS034	6,500	94,74	94,78	7,137	55	94,70	94,78	4557 Hari	↑
PBS038	6,875	96,60	96,67	7,177	55	96,36	96,70	8340 Hari	↑
PBS004	6,100	93,49	93,54	6,995	117	92,80	93,41	3718 Hari	↑
PBS030	5,875	98,57	98,59	6,759	86	98,58	98,52	624 Hari	↓
PBS039	6,625	96,03	96,07	7,061	86	95,93	96,22	5307 Hari	↑

SBN Benchmark Yield Curve

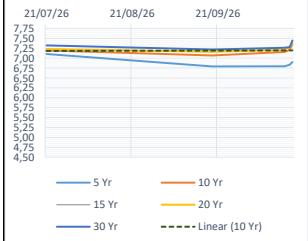

Indonesia Govt Bond Outs- Foreign ownerships

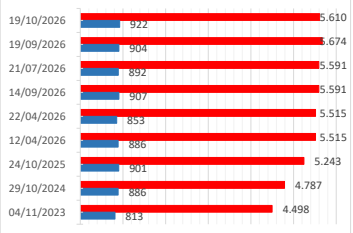

IHSG - Net Domestic & Net Foreign vol

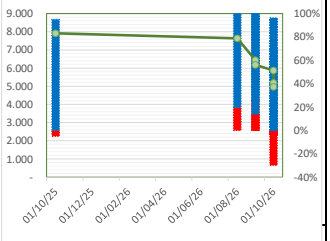

Tim Riset:

Ryan Eka Putra - Dealer FI - Ext.7952 - ryan.ekaputra@banksumselbabel.com

Disclaimer/ Pernyataan bebas tanggung Jawab: Semua data dalam lembaran ini hanya dipergunakan sebagai informasi, Kinerja masa lalu bukan merupakan indikasi kinerja masa depan atau perkiraan performa atas suatu instrumen. Informasi yang dimuat dalam lembar ini diperoleh dari sumber yang dapat dipercaya, namun BPD Sumsel Babel tidak menjamin kelengkapan atau akurasi. Data, opini dan perkiraan yang diungkapkan dapat berubah tanpa pemberitahuan dan BPD Sumsel Babel tegas menolak setiap dan semua tanggung jawab atas pernyataan dan jaminan, tersurat maupun tersirat, yang tercantum di sini, atau yang tidak dicantumkan.