BANK SUMSELBABEL

Fixed Income Daily Report

Tuesday, 20 October 2026 09:03:13

Global Market

Indicator	price yesterday	TOD price	% chg.
USD/IDR Today	18012	18043	0,17%
SGD/IDR Spot	14072	14098	0,18%
MYR/IDR Spot	4413	4420	0,16%
SAR/IDR Spot	4810	4810	0,00%
US - Dow Jones Industrial Average	52002	51966	-0,07%
Tokyo - Nikkei 225	64917	64319	-0,93%
Hong Kong - Hang Seng Index	24187	23939	-1,03%
Singapore - Srait Time Index STI	5412	5403	-0,17%
Indonesia - IHSG	4997	5001	0,09%
WTI Crude Oil Future/ barrel	94,59	94,59	0,00%
Gold Spot $/Oz	4128,11	4128,81	0,02%
Ice Newcastle Coal/ metric ton	150,40	150,70	0,20%
Malaysia CPO Contract (MYR/Metric ton)	4897,00	4897,00	0,00%

Policy rates

Indicator	Date	Last	Prev.	Trend
BI-7 DS RR		5,75	5,00	↑
BI - Depfac	23/09/2026	4,25	3,75	↑
BI - LF		6,00	5,50	↑
US Fed's Current Range		4,00	4,00	→
LPS IDR		3,50	3,75	↓
LPS USD	30/06/2025	2,00	2,25	↓
LPS BPR		6,00	6,25	↓

Foreign currency (US$) and Money Market (Rp.)

Tenor	Sett. Date	BID	OFFER	Gap.
TOD	20/10/2026	18.045	18.055	10,00
TOM	21/10/2026	18.046	18.056	10,50
SPOT	22/10/2026	18.046	18.056	10,50
NDF 1Mo.	23/11/2026	18.073	18.082	9,00
D-NDF 3Mo.	22/01/2027	18.145	18.153	8,00
1 Wk.	29/10/2026	18.051	18.064	13,00
2 Wk.	05/11/2026	18.057	18.072	14,96
1 Mo.	23/11/2026	18.075	18.090	15,00
2 Mo.	22/12/2026	18.100	18.130	30,00
3 Mo.	22/01/2027	18.120	18.150	30,25
6 Mo.	22/04/2027	18.200	18.250	50,00
1 Yr.	22/10/2027	18.325	18.385	60,00

Indonesia Economic Data (in US$ Billion, or percentage)

Indicator	Date	Last	Prev.	Trend
GDP (Gross Domestic Bruto)	30/06/2026	5,29	5,61	↓
CPI (YoY)	30/09/2026	3,28	3,19	↑
CPI Core (YoY)	30/09/2026	2,84	-2,74	↑
CPI (MoM)	31/08/2026	0,30	0,21	↑
Trade Balance (USD Billion)	31/08/2026	$ 3.552	$ 122	↑
Export Growth	31/08/2026	$ 6,72	$ 6,05	↑
Import Growth	31/08/2026	$ 19,09	$ 27,02	↓
Foreign Reserves	30/09/2026	$ 146,32	$ 146,51	↓
Balance of Payment	30/06/2026	$ -12.487	$ -3.576	↓

Money Market Rates (ACT/360)

RATE	O/N	1 Wk	2 Wk	1 Mo	2 Mo	3 Mo	6 Mo	9 Mo	1 Yr
INTERBANK (IDR)	5,03%	6,05%	6,18%	6,34%	#VALUE!	6,51%	no data	no data	no data
INTERBANK (USD)	3,89%	3,90%	3,95%	4,00%	4,13%	4,27%	4,56%	4,73%	4,91%
INDONIA	**5,03%**								

Indonesia Goverment Bond

Seri	Coupon	Bid	Offer	Bid Yield	Day(s) to Next Coupon	Last Week	Last Month	Day(s) to maturity	Trend
FR0064	6,125	98,98	99,12	6,820	24	99,21	99,12	563 Hari	↓
FR0090	5,125	99,24	99,50	6,758	175	99,30	99,25	173 Hari	↓
FR0091	6,375	96,10	96,40	7,250	175	96,49	97,14	1975 Hari	↓
FR0092	7,125	96,79	97,32	7,475	54	97,81	99,24	5637 Hari	↓
FR0093	6,375	92,45	93,05	7,405	85	93,07	94,40	3865 Hari	↓
FR0089	6,875	93,93	94,16	7,405	116	95,19	95,77	8939 Hari	↓
FR0095	6,375	99,26	99,36	6,795	116	99,43	99,42	654 Hari	↓
FR0096	7,000	98,08	98,34	7,383	116	98,60	99,64	2276 Hari	↓
FR0100	6,625	95,40	95,79	7,449	116	96,03	97,28	2636 Hari	↓
FR0101	6,875	99,68	99,90	7,014	175	100,02	100,11	894 Hari	↓
FR0102	6,875	93,12	93,13	7,465	85	93,39	95,44	9989 Hari	↓
FR0103	6,750	95,70	95,85	7,426	85	95,78	97,59	3144 Hari	↓
FR0104	6,500	97,99	98,22	7,119	85	98,15	98,55	1343 Hari	↓
FR0105	6,875	94,01	94,10	7,345	85	94,28	95,64	13592 Hari	↓
FR0106	7,125	97,27	97,78	7,442	116	97,58	99,35	4977 Hari	↓
FR0107	7,125	96,92	97,10	7,431	116	98,21	99,01	6778 Hari	↓
FR0108	6,500	93,71	94,01	7,436	175	93,80	95,72	3416 Hari	↓
FR0109	5,875	94,99	95,05	7,222	144	94,87	95,87	1583 Hari	↑
FR0110	7,250	100,04	100,27	7,240	24	99,91	-	2004 Hari	↑
FR0098	7,125	97,67	98,07	7,424	54	98,00	99,72	4196 Hari	↓
FR0097	7,125	97,04	97,28	7,437	54	97,86	99,42	5997 Hari	↓
PBS012	8,875	108,11	108,17	6,946	24	107,99	108,09	1825 Hari	↑
PBS003	6,000	99,93	99,94	6,224	85	99,94	99,83	84 Hari	↓
PBS033	6,750	97,86	97,90	6,959	54	98,13	98,23	7438 Hari	↓
PBS037	6,875	98,20	98,27	7,139	144	98,24	98,39	3385 Hari	↓
PBS029	6,375	95,68	95,74	7,134	144	95,70	96,31	2664 Hari	↓
PBS034	6,500	94,74	94,78	7,137	54	94,70	94,78	4556 Hari	↑
PBS038	6,875	96,42	96,49	7,194	54	96,36	96,70	8339 Hari	↑
PBS004	6,100	93,57	93,61	6,984	116	92,80	93,41	3717 Hari	↑
PBS030	5,875	98,58	98,61	6,752	85	98,58	98,52	623 Hari	↓
PBS039	6,625	95,94	95,97	7,072	85	95,93	96,22	5306 Hari	↑

SBN Benchmark Yield Curve

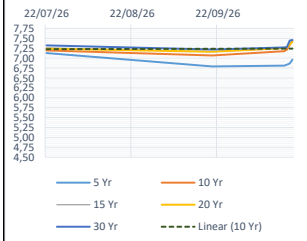

Indonesia Govt Bond Outs- Foreign ownerships

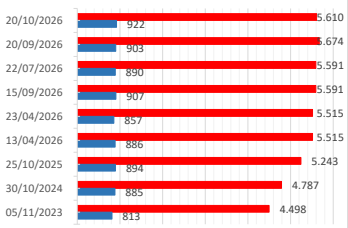

IHSG - Net Domestic & Net Foreign vol

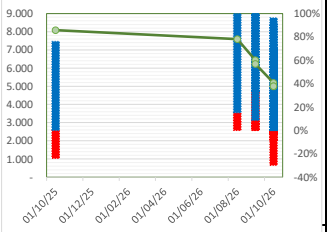

Tim Riset:

Ryan Eka Putra - Dealer FI - Ext.7952 - ryan.ekaputra@banksumselbabel.com

Disclaimer/ Pernyataan bebas tanggung Jawab: Semua data dalam lembaran ini hanya dipergunakan sebagai informasi, Kinerja masa lalu bukan merupakan indikasi kinerja masa depan atau perkiraan performa atas suatu instrumen. Informasi yang dimuat dalam lembar ini diperoleh dari sumber yang dapat dipercaya, namun BPD Sumsel Babel tidak menjamin kelengkapan atau akurasi. Data, opini dan perkiraan yang diungkapkan dapat berubah tanpa pemberitahuan dan BPD Sumsel Babel tegas menolak setiap dan semua tanggung jawab atas pernyataan dan jaminan, tersurat maupun tersirat, yang tercantum di sini, atau yang tidak dicantumkan.