BANK SUMSELBABEL

Fixed Income Daily Report

Monday, 26 October 2026 09:01:58

Global Market

Indicator	price yesterday	TOD price	% chg.
USD/IDR Today	18057	18075	0,10%
SGD/IDR Spot	14125	14142	0,12%
MYR/IDR Spot	4419	4424	0,11%
SAR/IDR Spot	4817	4817	0,00%
US - Dow Jones Industrial Average	52868	52215	-1,25%
Tokyo - Nikkei 225	62693	62449	-0,39%
Hong Kong - Hang Seng Index	23093	23082	-0,05%
Singapore - Srait Time Index STI	5422	5396	-0,49%
Indonesia - IHSG	5439	5438	-0,03%
WTI Crude Oil Future/ barrel	94,59	94,59	0,00%
Gold Spot $/Oz	3989,82	3990,58	0,02%
Ice Newcastle Coal/ metric ton	151,15	150,70	-0,30%
Malaysia CPO Contract (MYR/Metric ton)	4884,00	4884,00	0,00%

Policy rates

Indicator	Date	Last	Prev.	Trend
BI-7 DS RR		5,75	5,00	↑
BI - Depfac	21/10/2026	4,25	3,75	↑
BI - LF		6,00	5,50	↑
US Fed's Current Range		4,00	4,00	→
LPS IDR		3,50	3,75	↓
LPS USD	30/06/2025	2,00	2,25	↓
LPS BPR		6,00	6,25	↓

Foreign currency (US$) and Money Market (Rp.)

Tenor	Sett. Date	BID	OFFER	Gap.
TOD	26/10/2026	18.050	18.060	10,00
TOM	27/10/2026	18.051	18.062	10,50
SPOT	28/10/2026	18.051	18.062	10,50
NDF 1Mo.	30/11/2026	18.115	18.125	10,00
D-NDF 3Mo.	28/01/2027	18.178	18.190	12,00
1 Wk.	04/11/2026	18.056	18.068	12,50
2 Wk.	12/11/2026	18.062	18.074	12,12
1 Mo.	30/11/2026	18.077	18.090	12,55
2 Mo.	28/12/2026	18.103	18.126	22,57
3 Mo.	28/01/2027	18.130	18.146	16,00
6 Mo.	28/04/2027	18.200	18.226	25,55
1 Yr.	28/10/2027	18.310	18.345	35,00

Indonesia Economic Data (in US$ Billion, or percentage)

Indicator	Date	Last	Prev.	Trend
GDP (Gross Domestic Bruto)	30/06/2026	5,29	5,61	↓
CPI (YoY)	30/09/2026	3,28	3,19	↑
CPI Core (YoY)	30/09/2026	2,84	-2,74	↑
CPI (MoM)	31/08/2026	0,30	0,21	↑
Trade Balance (USD Billion)	31/08/2026	$ 3.552	$ 122	↑
Export Growth	31/08/2026	$ 6,72	$ 6,05	↑
Import Growth	31/08/2026	$ 19,09	$ 27,02	↓
Foreign Reserves	30/09/2026	$ 146,32	$ 146,51	↓
Balance of Payment	30/06/2026	$ -12.487	$ -3.576	↓

Money Market Rates (ACT/360)

RATE	O/N	1 Wk	2 Wk	1 Mo	2 Mo	3 Mo	6 Mo	9 Mo	1 Yr
INTERBANK (IDR)	5,15%	6,10%	6,16%	6,41%	#VALUE!	6,51%	no data	no data	no data
INTERBANK (USD)	3,89%	3,97%	3,99%	4,02%	4,19%	4,30%	4,53%	4,69%	4,84%
INDONIA	**5,15%**								

Indonesia Goverment Bond

Seri	Coupon	Bid	Offer	Bid Yield	Day(s) to Next Coupon	Last Week	Last Month	Day(s) to maturity	Trend
FR0064	6,125	99,02	99,17	6,800	18	99,13	99,12	557 Hari	↓
FR0090	5,125	99,17	99,42	6,951	169	99,28	99,25	167 Hari	↓
FR0091	6,375	95,84	96,15	7,312	169	96,12	97,14	1969 Hari	↓
FR0092	7,125	96,65	97,10	7,491	48	96,98	99,24	5631 Hari	↓
FR0093	6,375	92,20	92,69	7,443	79	92,46	94,40	3859 Hari	↓
FR0089	6,875	93,33	93,48	7,469	110	93,87	95,77	8933 Hari	↓
FR0095	6,375	99,20	99,24	6,846	110	99,28	99,42	648 Hari	↓
FR0096	7,000	98,08	98,40	7,384	110	98,32	99,64	2270 Hari	↓
FR0100	6,625	95,31	95,62	7,469	110	95,47	97,28	2630 Hari	↓
FR0101	6,875	99,69	99,86	7,011	169	99,80	100,11	888 Hari	↓
FR0102	6,875	93,18	93,33	7,460	79	93,55	95,44	9983 Hari	↓
FR0103	6,750	95,38	95,62	7,479	79	95,49	97,59	3138 Hari	↓
FR0104	6,500	98,04	98,24	7,106	79	98,16	98,55	1337 Hari	↓
FR0105	6,875	93,69	93,80	7,372	79	93,96	95,64	13586 Hari	↓
FR0106	7,125	97,71	97,96	7,390	110	97,91	99,35	4971 Hari	↓
FR0107	7,125	97,00	97,18	7,422	110	97,13	99,01	6772 Hari	↓
FR0108	6,500	93,72	93,99	7,436	169	93,89	95,72	3410 Hari	↓
FR0109	5,875	94,85	94,99	7,265	138	94,98	95,87	1577 Hari	↓
FR0110	7,250	99,82	100,08	7,288	18	99,98	101,30	1998 Hari	↓
FR0098	7,125	97,34	97,80	7,470	48	97,59	99,72	4190 Hari	↓
FR0097	7,125	96,54	97,06	7,491	48	96,82	99,42	5991 Hari	↓
PBS012	8,875	108,01	108,08	6,965	18	108,07	108,09	1819 Hari	↓
PBS003	6,000	99,91	99,93	6,339	79	99,93	99,83	78 Hari	↓
PBS033	6,750	98,19	98,23	6,915	48	98,21	98,23	7432 Hari	↓
PBS037	6,875	98,23	98,28	7,136	138	98,25	98,39	3379 Hari	↓
PBS029	6,375	94,87	94,92	7,284	138	94,84	96,31	2658 Hari	↑
PBS034	6,500	93,57	93,62	7,286	48	93,64	94,78	4550 Hari	↓
PBS038	6,875	95,01	95,09	7,325	48	96,20	96,70	8333 Hari	↓
PBS004	6,100	92,01	92,06	7,211	110	92,24	93,41	3711 Hari	↓
PBS030	5,875	98,55	98,58	6,779	79	98,58	98,52	617 Hari	↓
PBS039	6,625	96,05	96,08	7,060	79	95,93	96,22	5300 Hari	↑

SBN Benchmark Yield Curve

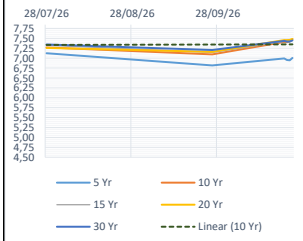

Indonesia Govt Bond Outs- Foreign ownerships

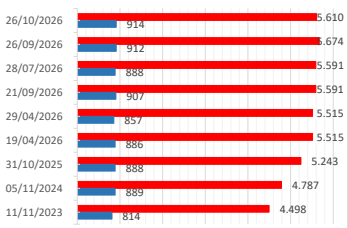

IHSG - Net Domestic & Net Foreign vol

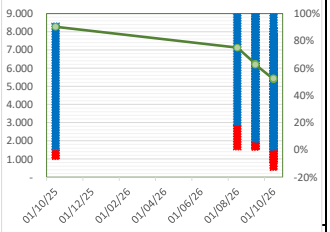

Tim Riset:

Ryan Eka Putra - Dealer FI - Ext.7952 - ryan.ekaputra@banksumselbabel.com

Disclaimer/ Pernyataan bebas tanggung Jawab: Semua data dalam lembaran ini hanya dipergunakan sebagai informasi, Kinerja masa lalu bukan merupakan indikasi kinerja masa depan atau perkiraan performa atas suatu instrumen. Informasi yang dimuat dalam lembar ini diperoleh dari sumber yang dapat dipercaya, namun BPD Sumsel Babel tidak menjamin kelengkapan atau akurasi. Data, opini dan perkiraan yang diungkapkan dapat berubah tanpa pemberitahuan dan BPD Sumsel Babel tegas menolak setiap dan semua tanggung jawab atas pernyataan dan jaminan, tersurat maupun tersirat, yang tercantum di sini, atau yang tidak dicantumkan.