BANK SUMSELBABEL

Fixed Income Daily Report

Thursday, 29 October 2026 09:07:14

Global Market

Indicator	price yesterday	TOD price	% chg.
USD/IDR Today	18183	18124	-0,33%
SGD/IDR Spot	14182	14160	-0,16%
MYR/IDR Spot	4459	4455	-0,09%
SAR/IDR Spot	4843	4833	-0,21%
US - Dow Jones Industrial Average	52378	52475	0,19%
Tokyo - Nikkei 225	63954	63904	-0,08%
Hong Kong - Hang Seng Index	23095	23150	0,24%
Singapore - Srait Time Index STI	5398	5431	0,60%
Indonesia - IHSG	5282	5264	-0,35%
WTI Crude Oil Future/ barrel	94,59	94,59	0,00%
Gold Spot $/Oz	4060,44	4061,02	0,01%
Ice Newcastle Coal/ metric ton	150,00	150,70	0,46%
Malaysia CPO Contract (MYR/Metric ton)	4720,00	4720,00	0,00%

Policy rates

Indicator	Date	Last	Prev.	Trend
BI-7 DS RR		5,75	5,00	↑
BI - Depfac	21/10/2026	4,25	3,75	↑
BI - LF		6,00	5,50	↑
US Fed's Current Range		4,00	4,00	→
LPS IDR		3,50	3,75	↓
LPS USD	30/06/2025	2,00	2,25	↓
LPS BPR		6,00	6,25	↓

Foreign currency (US$) and Money Market (Rp.)

Tenor	Sett. Date	BID	OFFER	Gap.
TOD	29/10/2026	18.125	18.128	3,00
TOM	30/10/2026	18.126	18.129	3,50
SPOT	02/11/2026	18.126	18.129	3,50
NDF 1Mo.	02/12/2026	18.155	18.164	9,00
D-NDF 3Mo.	02/02/2027	18.230	18.241	11,00
1 Wk.	09/11/2026	18.130	18.135	4,23
2 Wk.	16/11/2026	18.135	18.141	5,66
1 Mo.	02/12/2026	18.155	18.160	5,00
2 Mo.	04/01/2027	18.185	18.193	8,00
3 Mo.	02/02/2027	18.215	18.223	8,00
6 Mo.	03/05/2027	18.291	18.308	17,00
1 Yr.	02/11/2027	18.407	18.428	21,00

Indonesia Economic Data (in US$ Billion, or percentage)

Indicator	Date	Last	Prev.	Trend
GDP (Gross Domestic Bruto)	30/06/2026	5,29	5,61	↓
CPI (YoY)	30/09/2026	3,28	3,19	↑
CPI Core (YoY)	30/09/2026	2,84	-2,74	↑
CPI (MoM)	31/08/2026	0,30	0,21	↑
Trade Balance (USD Billion)	31/08/2026	$ 3.552	$ 122	↑
Export Growth	31/08/2026	$ 6,72	$ 6,05	↑
Import Growth	31/08/2026	$ 19,09	$ 27,02	↓
Foreign Reserves	30/09/2026	$ 146,32	$ 146,51	↓
Balance of Payment	30/06/2026	$ -12.487	$ -3.576	↓

Money Market Rates (ACT/360)

RATE	O/N	1 Wk	2 Wk	1 Mo	2 Mo	3 Mo	6 Mo	9 Mo	1 Yr
INTERBANK (IDR)	5,10%	6,10%	6,15%	6,45%	#VALUE!	6,65%	no data	no data	no data
INTERBANK (USD)	3,89%	3,94%	3,95%	3,98%	4,23%	4,30%	4,54%	4,72%	4,88%
INDONIA	**5,10%**								

Indonesia Goverment Bond

Seri	Coupon	Bid	Offer	Bid Yield	Day(s) to Next Coupon	Last Week	Last Month	Day(s) to maturity	Trend
FR0064	6,125	98,85	99,10	6,924	13	99,13	99,12	552 Hari	↓
FR0090	5,125	99,15	99,40	7,046	164	99,28	99,25	162 Hari	↓
FR0091	6,375	94,86	95,29	7,543	164	96,12	97,14	1964 Hari	↓
FR0092	7,125	95,63	96,15	7,607	43	96,98	99,24	5626 Hari	↓
FR0093	6,375	90,80	90,99	7,648	74	92,46	94,40	3854 Hari	↓
FR0089	6,875	92,20	92,49	7,575	105	93,87	95,77	8928 Hari	↓
FR0095	6,375	98,94	99,22	7,009	105	99,28	99,42	643 Hari	↓
FR0096	7,000	96,64	96,85	7,681	105	98,32	99,64	2266 Hari	↓
FR0100	6,625	94,31	94,42	7,656	105	95,47	97,28	2626 Hari	↓
FR0101	6,875	99,04	99,36	7,307	164	99,80	100,11	883 Hari	↓
FR0102	6,875	91,77	92,21	7,590	74	93,55	95,44	9978 Hari	↓
FR0103	6,750	94,24	94,46	7,666	74	95,49	97,59	3133 Hari	↓
FR0104	6,500	96,93	97,30	7,461	74	98,16	98,55	1332 Hari	↓
FR0105	6,875	94,01	94,11	7,345	74	93,96	95,64	13581 Hari	↑
FR0106	7,125	95,57	95,99	7,648	105	97,91	99,35	4966 Hari	↓
FR0107	7,125	95,05	95,56	7,624	105	97,13	99,01	6767 Hari	↓
FR0108	6,500	92,23	92,43	7,670	164	93,89	95,72	3405 Hari	↓
FR0109	5,875	93,74	94,05	7,583	133	94,98	95,87	1572 Hari	↓
FR0110	7,250	98,51	99,00	7,585	13	99,98	101,30	1993 Hari	↓
FR0098	7,125	95,82	96,30	7,674	43	97,59	99,72	4185 Hari	↓
FR0097	7,125	95,30	95,58	7,628	43	96,82	99,42	5986 Hari	↓
PBS012	8,875	107,65	107,73	7,043	13	108,07	108,09	1814 Hari	↓
PBS003	6,000	99,91	99,91	6,360	74	99,93	99,83	73 Hari	↓
PBS033	6,750	98,19	98,23	6,915	43	98,21	98,23	7427 Hari	↓
PBS037	6,875	96,27	96,31	7,433	133	98,25	98,39	3374 Hari	↓
PBS029	6,375	94,63	95,06	7,330	133	94,84	96,31	2653 Hari	↓
PBS034	6,500	92,48	92,69	7,427	43	93,64	94,78	4545 Hari	↓
PBS038	6,875	94,49	94,56	7,374	43	96,20	96,70	8328 Hari	↓
PBS004	6,100	92,07	92,12	7,203	105	92,24	93,41	3707 Hari	↓
PBS030	5,875	98,39	98,58	6,887	74	98,58	98,52	612 Hari	↓
PBS039	6,625	95,87	95,90	7,080	74	95,93	96,22	5295 Hari	↓

SBN Benchmark Yield Curve

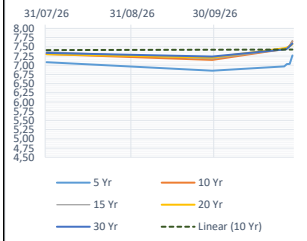

Indonesia Govt Bond Outs- Foreign ownerships

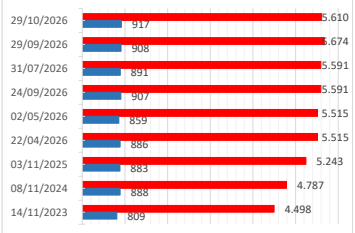

IHSG - Net Domestic & Net Foreign vol

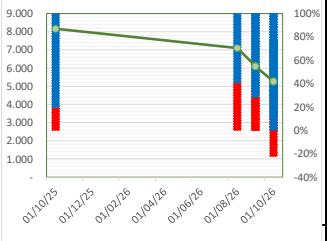

Tim Riset:

Ryan Eka Putra - Dealer FI - Ext.7952 - ryan.ekaputra@banksumselbabel.com

Disclaimer/ Pernyataan bebas tanggung Jawab: Semua data dalam lembaran ini hanya dipergunakan sebagai informasi, Kinerja masa lalu bukan merupakan indikasi kinerja masa depan atau perkiraan performa atas suatu instrumen. Informasi yang dimuat dalam lembar ini diperoleh dari sumber yang dapat dipercaya, namun BPD Sumsel Babel tidak menjamin kelengkapan atau akurasi. Data, opini dan perkiraan yang diungkapkan dapat berubah tanpa pemberitahuan dan BPD Sumsel Babel tegas menolak setiap dan semua tanggung jawab atas pernyataan dan jaminan, tersurat maupun tersirat, yang tercantum di sini, atau yang tidak dicantumkan.